

- Please dispose of your garbage at a designated garbage disposal point.
- Unseparated garbage will not be collected.
- Garbage which is put out in black bags or cardboard boxes will not be collected because the contents cannot be confirmed.
- Please contact the City Hall if you discover anyone making off with garbage.

Burnable waste

[Three times a week]



Kitchen waste

○Squeeze the water out of kitchen waste



Soiled paper



Documents



Tissue paper

Paper waste which cannot be recycled

Plastic items; rubber and leather items

○Plastic, rubber or leather items, measuring up to roughly 30 cm



Scrap wood

○Wooden items measuring up to 30 cm long and 10 cm thick



- Be sure to remove any metal parts such as nails. (If you cannot demolish the item yourself, ask a business authorized by the city. A fee applies)
- Small pieces should be put into a transparent or semi-transparent bag for disposal.

○Tree branches etc. which cannot be tied up with string can also be disposed of in e.g. a rice sack (indicate the contents, e.g. “木の枝” [tree branches] with a marker pen).

Recyclable waste

Plastic containers and packaging


[Once a week]



Items which contained goods (containers) or wrapped them (packaging), displaying the ♻️ mark.

○If you cannot peel off any labels or stickers, please dispose of these items as they are.

Boxes (cases)



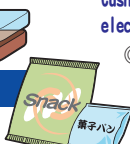
Bottles



Trays



Bags



Cushioning materials

Cushioning materials protecting electrical appliances, etc. (polystyrene)

○Break up cushioning materials into small pieces before disposal.

- Briefly rinse off any oil or other dirt before disposal.
- If the dirt does not come off after rinsing briefly, dispose of the item as “burnable waste.”

Medical waste such as plastic drip containers or syringes cannot be collected.

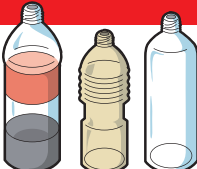
- Return home medical supplies to the medical facility or pharmacy which supplied them.

Plastic (PET) bottles

[Twice a month]



○Dispose of the plastic caps and labels as “plastic containers and packaging.”



[Correct disposal method] Take off the cap and label, remove any items remaining inside



Rinse

Squash horizontally

Put into a transparent bag for disposal

- Dispose of them without removing the ring.

You can also use the collection boxes in supermarkets and other recycling partner stores.

White trays

[Once a month]



○If you cannot peel off any labels or stickers, you can dispose of these items as they are.

※Dispose of colored/ patterned trays or deep trays as “plastic containers and packaging.”



[Correct disposal method] Remove the clingfilm, take off price labels, aluminum seals, etc.

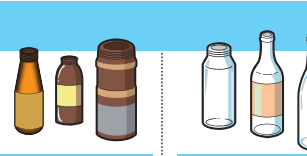


- Put into a transparent bag for disposal.

You can also use the collection boxes in supermarkets and other recycling partner stores.

Bottles and jars

[Once a month]



Applies to glass containers for food, drinks, and cosmetics

※Separate into the three colors below for disposal.

- If the rim and the base of the bottle are different colors, separate according to the color of the rim.
- If you cannot peel off any labels or stickers, dispose of these items as they are.

- Remove the lid and rinse before disposal.

Brown bottles etc.

Colorless, transparent bottles etc.

Other bottles etc.

Cans and hardware

[Once a month]



Please divide items which can be put into bags into the following categories for disposal, as far as possible.

※Applies to items less than 1m in size

Pots and pans, blades, etc.



Small electrical appliances



○Remove batteries or kerosene before disposal.



○Items with batteries, kerosene, or oil remaining in them cannot be collected.

○Please be sure not to put out any items which are subject to the Home Appliance Recycling Law.

Aluminum cans



Displaying the ♻️ mark

Exception ○Label “不用” (Unwanted)

Bicycles tricycles

○Irrespective of size



Spray cans: gas canisters

[Once a month]



- 1 Ensure that you use up the contents and make holes in them outside.
- 2 Place spray cans in a bag separately from other cans and hardware for disposal.

○DO NOT dispose of them as “cans and hardware” or “small electrical appliances.”

Paper and cloth

[Once a month]



Separate them according to type and tie them with string or put them into plastic or paper bags for disposal.

Drink cartons




Displaying the ♻️ mark (Without aluminum film inside)

Newspaper



- Do not mix with advertisements or leaflets.

Cardboard



- Remove adhesive tape, metal fastenings, etc.

Magazines

○Magazines, comic books, snack packets, advertisements and leaflets, toilet roll tubes, etc.

Shredded paper

- Place shredded paper waste into a plastic bag and take it to a company contracted to collect garbage (Mon. - Fri. weekly, or Sundays designated for bringing garbage)

Cloth

○You can dispose of clothes with zippers or buttons still attached.

Clothes



Towel blankets, blankets, curtains



- “Clothes” include not only cotton items but also items made of synthetic or composite materials, rubber items, leather items, and vinyl items. Dispose of these as “cloth.”
- Dispose of clothes stained with dirt or oil as “burnable waste.”

Non-burnable waste

[Once a month]



Please divide items which can be put into bags into the following categories for disposal, as far as possible. ※Applies to items less than 1m in size

Mixed plastics



○Drain kerosene before disposal.

○Plastic, rubber, or leather items over 30 cm large



- Items over 1m, such as skis, cannot be collected.

Glass and ceramics



○Be sure to remove any earth, sand, liquids, etc.



- Tie up hoses, cable ties, plastic sheets, etc. so that they are less than 1m long before disposal.
- Write “灰” (ash) on bags of charcoal or briquette ash.

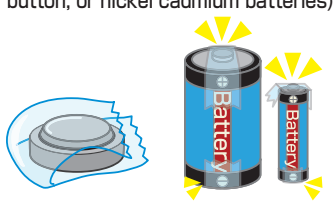
● Wrap dangerous objects such as broken glass or ceramics in paper or put them into rice sacks, and write the contents on the bag (e.g. “割れたガラス” [broken glass] or “割れた陶磁器” [broken ceramics])

Collection at designated sites

Please put these in the collection boxes located in the electronics stores, supermarkets, and other stores acting as designated collection sites.

Used batteries


Dry cell batteries (e.g. alkaline, manganese, lithium, button, or nickel cadmium batteries)



- Do not put batteries into a bag; dispose of them as they are.
- Cover both sides/ends e.g. with tape to insulate them.

○DO NOT dispose of them as “cans and hardware” or “small electrical appliances.”

Power banks, e-cigarettes, shavers, electric toothbrushes



- Please be sure to dispose of electronic appliances from which rechargeable batteries cannot be removed at designated collection sites.

Used fluorescent tubes

Fluorescent tubes (round, straight, light bulb-shaped), LED bulbs, thermometers containing mercury, etc.

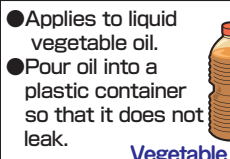


Lighters



○Use up before disposal

Used cooking oil



Vegetable oil

Computer recycling [Computers for home use can be recycled via the methods below]

Supported activities	Sasayuri Support Center offers practice in taking apart computers as one aspect of its daily activities for disabled people. Contact: Sasayuri Support Center, 025-552-9571
Collection by a delivery company	Collection of one box which includes a computer is free. Apply via the 2D code on the right. (You can also include printers and other peripheral devices in the same box). Contact: ReNet.jp Ltd., 0570-085-800
Collection by the manufacturer	Collection of computers displaying the computer recycling mark is free. PC3R Promotion Association, 03-5282-7685

Garbage which cannot be collected (please dispose of it appropriately)

- Items subject to the Home Appliance Recycling Law (air conditioners, refrigerators, freezers, washing machines, clothes dryers), motorcycles, motor vehicles, motorcycle tires, computers, agricultural machinery, fishing nets, medication and chemicals, fire extinguishers, agricultural chemical containers, explosives, batteries (other than disposable dry cell batteries), medical equipment, large electrical appliances (items with a body more than 1m long), oversized garbage (items more than 1m long), and any other items which cannot be processed by the city (take these to the store where they were bought or to a business authorized by the city).
- Business operators are responsible for the appropriate disposal of “business waste” produced by the business activities of stores, eating and drinking establishments, factories, offices, etc.

Bringing garbage directly to the Garbage Processing Center (burnable and non-burnable waste only)

Times at which garbage is accepted ... Mon. - Fri. 8:30 a.m. - 4:30 p.m. (except for national holidays and 31 December - 3 January)
※If a national holiday falls on a “burnable waste” collection day, you can bring garbage to the Garbage Processing Center
Standards for garbage brought directly ... Burnable waste: Length up to 180 cm, thickness up to 20 cm Non-burnable waste: Length up to 100 cm
E.g. futons, carpets, tatami mats, large quantities of garbage when moving house One load of up to 30 kg per day is free of charge

Garbage Processing Center 025-552-1324

Inquiry

- Sanitation Facilities Section, Environment and Daily Life Division, Itoigawa City Hall 025-552-1511 (operator) • Promotion Section, Nou Office 025-566-3111 (operator) • Promotion Section, Oumi Office 025-562-2260 (operator)
- Please see the Garbage Separation Guidebook [Japanese] or the Itoigawa City website for details of stores acting as designated collection sites.